


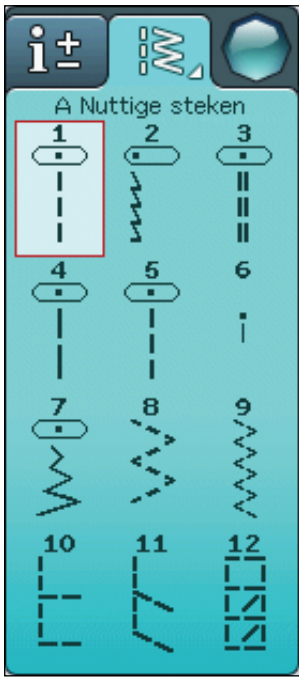


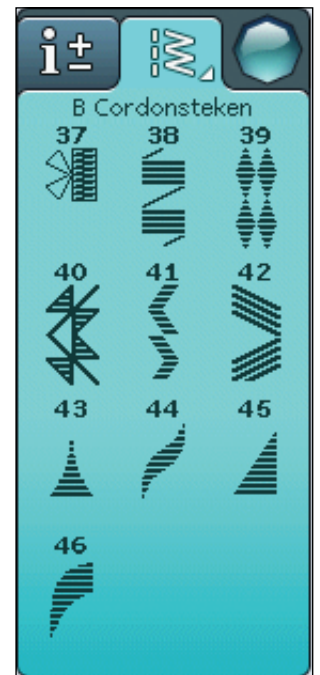
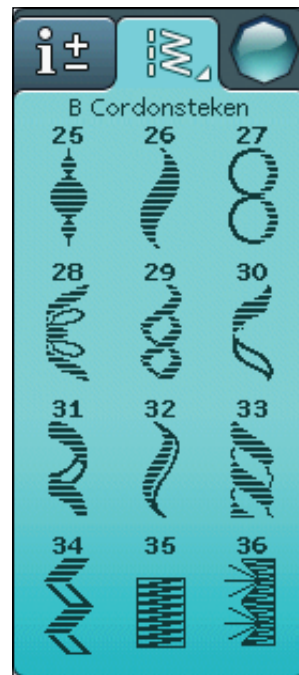
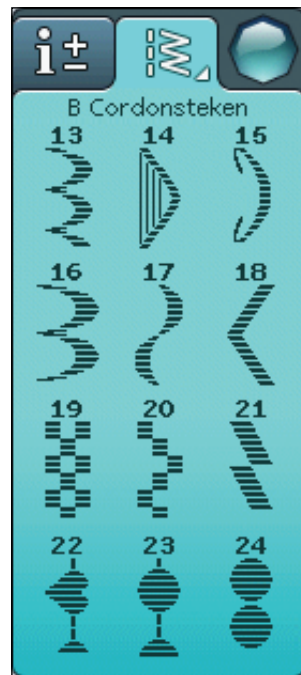

## A - Nuttige steken

Steken voor het naaien en stoppen van kleding.



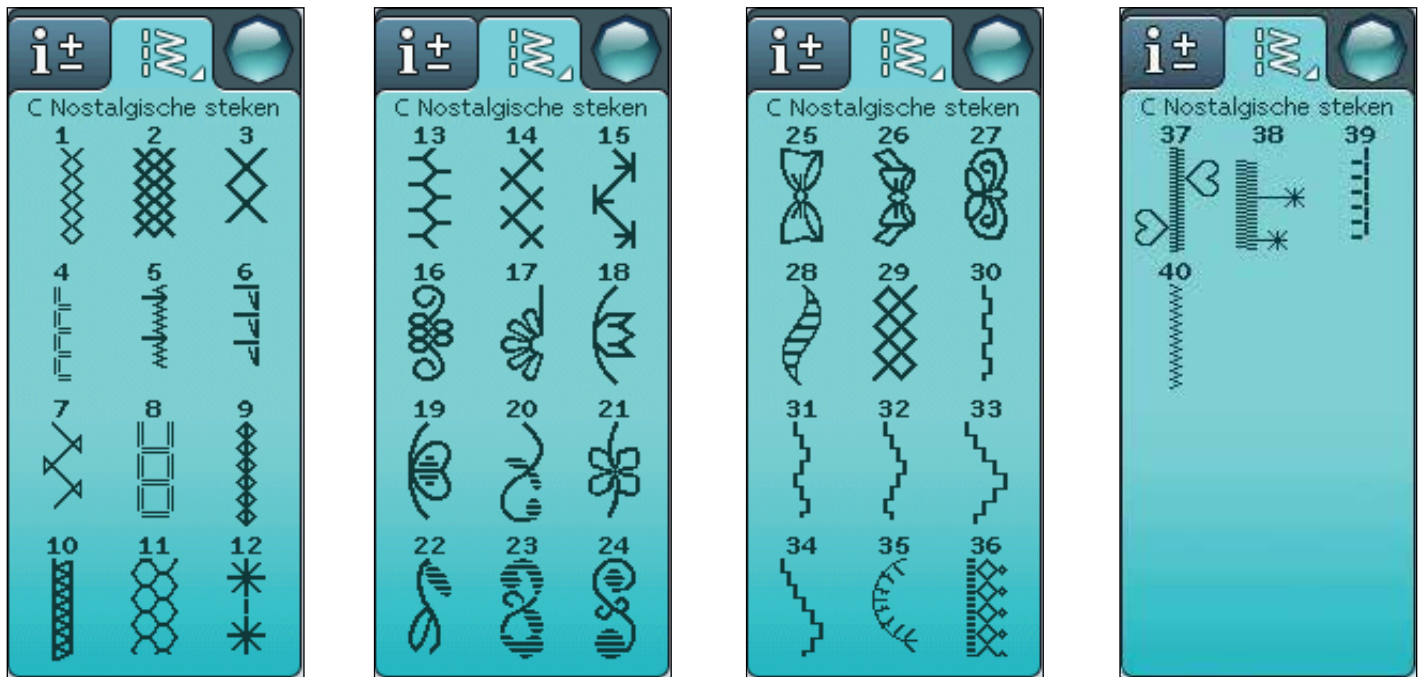
## B - Cordonsteken

Voor decoratief naaiwerk en applicaties.




## C - Nostalgische steken

Voor blindzomen, smockwerk, het aannaaien van kant en meer. Sommige steken kunnen worden gebruikt met een zwaardnaald.



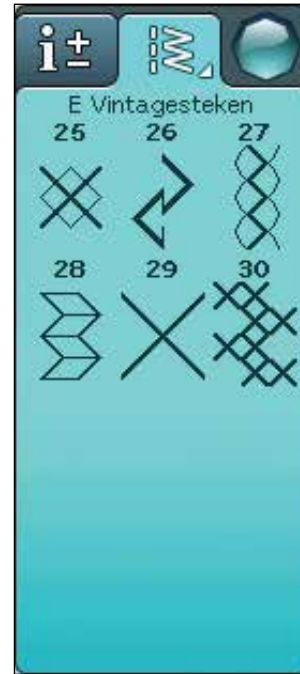
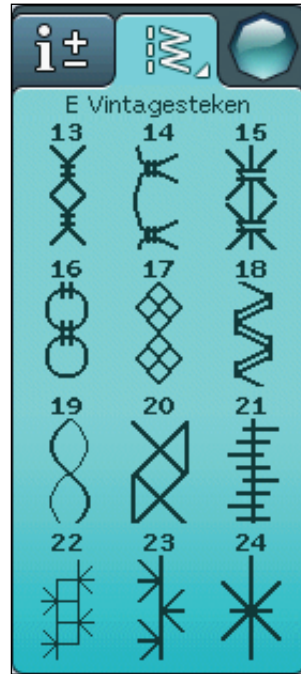
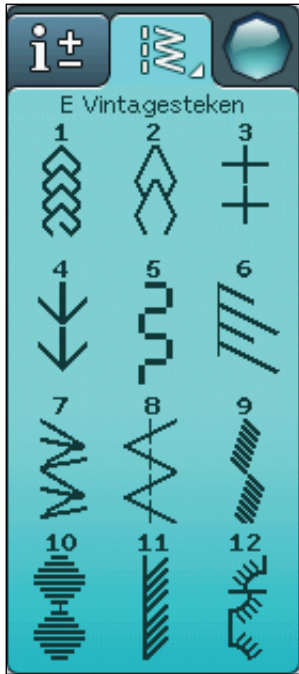
## D- Quiltsteken

Steken voor alle soorten quilttechnieken.




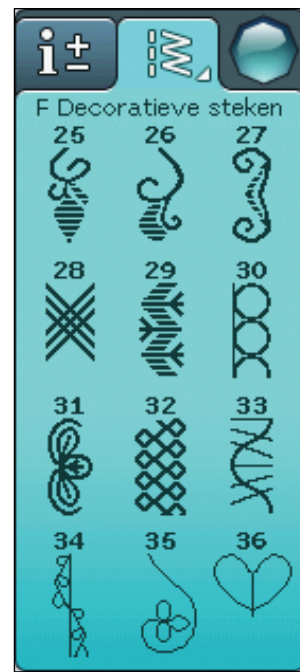

## E - Vintage steken

Een selectie van quiltsteken voor crazy patch-quilten en decoratief naaiwerk.



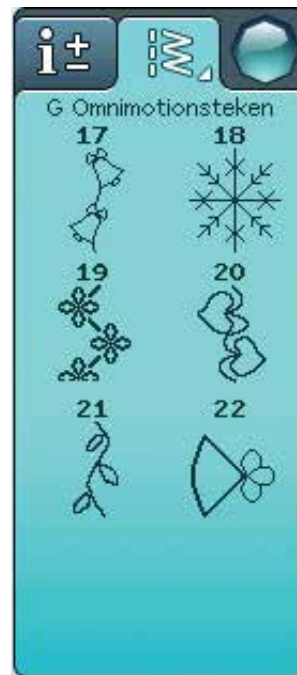

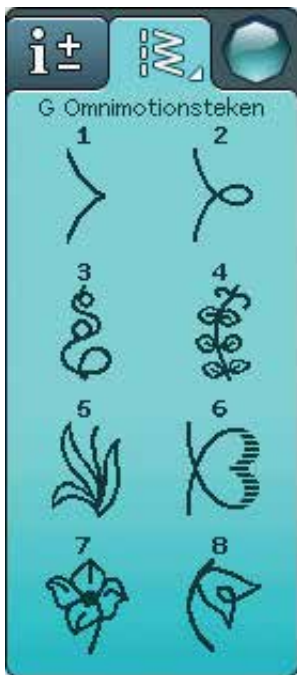
## F - Decoratieve steken

Voor decoratief naaien.



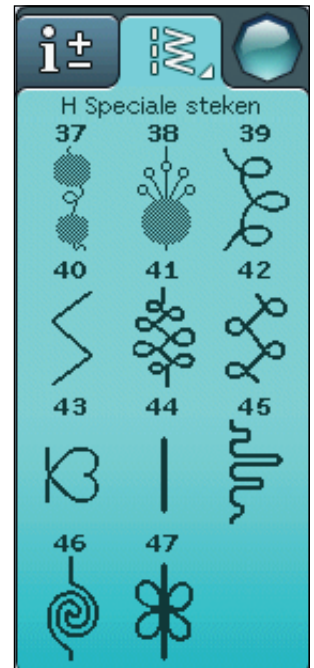



## G - Omnimotionsteken

Naai decoratieve zijwaartse steken met de S-voet.




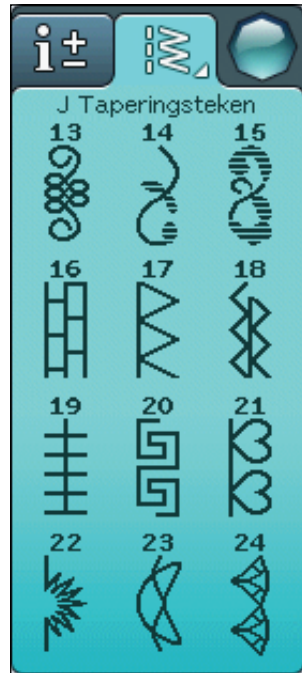
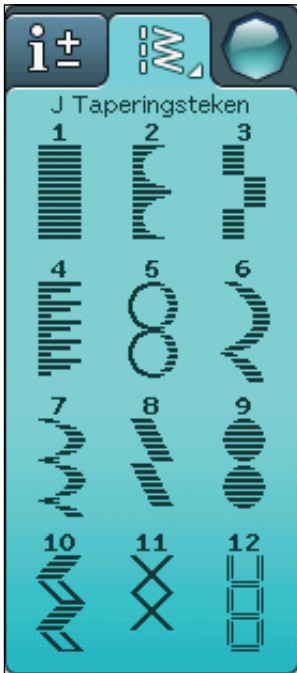
## H - Speciale steken

Naai speciale technieken, zoals bolletjessteek en randen. Er kunnen extra accessoires nodig zijn. Gebruik de Quick Help voor meer gedetailleerde informatie.



## J - Taperingsteken

Deze steken kunnen worden gebruikt voor tapering.



## LETTERTYPES

### Block

ABCDEFGHIJKLMNOPQRSTUVWXYZ Å Ä Ö - \_  
abcdefghijklmnopqrstuvwxyz å ä ö , . \_  
1 2 3 4 5 6 7 8 9 0 Æ æ Ø ø à á ç è é ê í ó ù ú Ñ ñ ß & ? ! ' @

### Brush Line

ABCDEFGHIJKLMNOPQRSTUVWXYZ Å Ä Ö - \_  
abcdefghijklmnopqrstuvwxyz å ä ö , . \_  
1 2 3 4 5 6 7 8 9 0 Æ æ Ø ø à á ç è é ê í ó ù ú Ñ ñ ß & ? ! ' @

### Script

ABCDEFGHIJKLMNOPQRSTUVWXYZ Å Ä Ö - \_  
abcdefghijklmnopqrstuvwxyz å ä ö , . \_  
1 2 3 4 5 6 7 8 9 0 Æ æ Ø ø à á ç è é ê í ó ù ú Ñ ñ ß & ? ! ' @

### Cyrillic en Hiragana

Russisch en Japans alfabet. Zie de lettertypes op het kleuren touchscreen van uw naaimachine.